

Unified Communications U Can Afford!

iPECS



<RXU60%FRPPXQLFDWLRQVROXWLRQKRXOGQFRPSOLFDWHRXU
EXVLQHVVWKRXOGEHMLPSOHWRXVHDOGHDWWRJURZDV
\RXUEXVLQHVVJURZVZLWKRXWKDYLOJPDQDJHUV
KHDGDFKHURWRRPXFKHFRQRPLFSUHMXUH
8VLQJWKH\ROXWLRQKRXOGDOVREHFOHDLDOG
LOWXLWLYHMRXVHUMFDQHDMLOXQGHUWDOG
KRZWRZRUNWRJHWKHU)HHOIHWHWRHQRV
RXUFRPSOHMH9R,3FRPPXQLFDWLRQVROX
WLRQIRURX



LG-Ericsson Co., Ltd. www.lgericsson.com
GS Tower, 679 Yoksam-dong, Kangnam-gu, Seoul, 135-985, Korea

Copyright 2010 LG-Ericsson Co., Ltd. All rights reserved. Information in this document is subject to change without notice. This document is for information purpose only.





LG-Ericsson's iPECS is the IP communication solution developed with small and medium size business in mind. The modular type fully distributed IP architecture, rich set of easy to use features and broad range of optional applications hardware and software make iPECS the obvious solution for your business communications.



Productivity Enhancement

As an SMB, you need to constantly improve productivity. iPECS UCS is one of several productivity enhancing tools and applications in iPECS. The iPECS UCS Client is an intuitive desktop collaboration application designed for SMB users so they can easily collaborate with colleagues. Wherever you are, you are able to reach the resources needed for

efficient communications. With the click of your mouse, UCS Client instantly accesses shared resources such as a central company phonebook. Use the presence information reduce communication latency and communicate with others in the most appropriate format, Instant Message, Voice call, video conference, SMS and more. Share appli-

cations and files to review the latest information such as sales records and improve decision making and response time. iPECS UCS simplifies your business communications and improves productivity by linking voice and other communications aware applications under a single intuitive user interface.

Minimizing TCO

iPECS employs a fully distributed modular architecture to deliver all the advantages of VoIP. The single voice/data infrastructure significantly reduces the costs of managing your communication solution. Due to the simply straight-forward configuration and plug and play installation, communication managers appreciate the ability to locate iPECS appliances where they are needed without clumsy and difficult

configuration limits. The modular type gateways, terminals and soft clients can be put anywhere there is access to the network. Powerful redundancy capabilities assure operation should failure occur with back-up power and Call Server modules. iPECS intelligent management permits a highly versatile interface to save management time and costs of all iPECS appliances in a distributed environment.

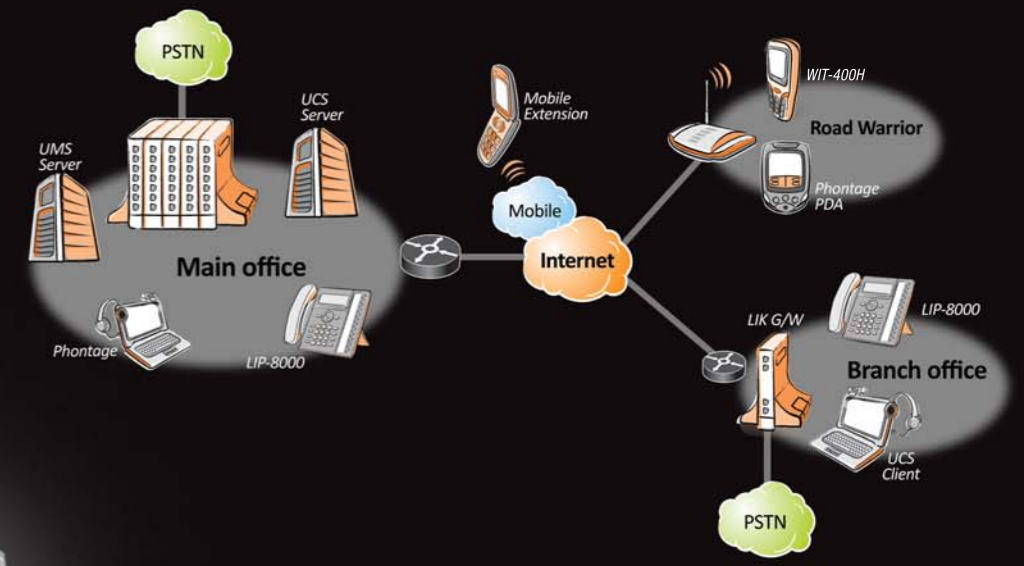
Managers can monitor and manage up to 1,000 Call Servers from a single remote point and have full access to the database and maintenance features of each system. Thanks to the modular hardware and software structure, you can simply add another module to increase the capacity or coverage of service no matter how your business is growing.

Contents

- COMPONENTS**
- LIK
 - LIP 8000 series
 - UCS
 - NMS
 - WIT-400H / UMS
 - Phontage / ez-ATD

- SOLUTIONS**
- Transparent connectivity for the Branch office, Home Office and Business traveler
 - One-look management of remote branch deployments with secure survivable networking
 - Improved productivity and quicker decision making improve business
 - Advanced feature support improves customer care
 - Mobility, a tool for the Competitive Edge
 - Enhanced Business Suites through Open Telephony Interfaces

SPECIFICATIONS



LIK, iPECS Call Server and Gateway

iPECS Call Server is at the heart of the iPECS platform. This highly reliable purpose-built server controls and maintains communications between end-points and shared network resources. You can select the Call Server to best meet your needs based on the size of the business from 20 to 500 users. Modular type **iPECS Gateways**, which easily connect to the call server over any IP network, interface to an array of resources including analog, digital and SIP connections both for trunk and extension side. The simple modular structure yields flexible configurations and installations to meet your business needs now and in the future.

The Call Server makes available an **extensive set of telephony features**. From basics (Hold, Transfer, etc.) to more advanced features (Least Cost Routing, Incoming call Distribution, SIP trunking, etc.) you can easily

access features and resources, often through a single button on your terminal. iPECS offers an **array of terminals** so each user has the right communications tool for the job. Select from any of the LIP-8000 series desk-top phones, DECT over IP, iPECS Wireless LAN phones, PC and PDA Virtual phones, SLT or standard SIP terminals as appropriate for each user. Even digital phones from your legacy LG-Ericsson system can be employed.

The iPECS Call Server is a **platform for a range of communication applications** designed to improve employee productivity and enhance the customer calling experience. Ez-Attendant improves Attendant call handling; Unified Messaging speeds handling voice, FAX and e-mail mes-

sages; Unified Communication Solution (UCS) combines voice, video and messaging under a single user interface. In addition, iPECS Application Integration Message (AIM) as well as Microsoft standard TAPI let both LG-Ericsson and 3rd party applications combine to deliver a seamless overall communication solution for your small to mid-size business.



LIP 8000 series IP Terminals

iPECS includes a wide variety of user desk-top terminals. The LIP 8000 series includes **five (5) phone models** and **3 types of DSS Consoles** to provide a solution tailored to the needs of each user. From the LIP-8008D basic lobby phone to the Executive LIP-8040L, the LIP-8000 terminals

are **simple to use yet feature rich**. Users quickly learn to use the LIP phone thanks to one button operations and user friendly features such as the navigation and soft-menu keys. The **full duplex HD quality speakerphone** in most models let users converse handsfree, assured of the highest

quality through advanced VoIP technology.

The LIP-8000 terminals can connect anywhere there is a LAN connection and support the IEEE **802.11af Power-over-Ethernet** standard so a separate power connection is not required.

||, 3 9

- 480 x 272 WQVGA color LCD
- 3 soft keys
- Navigation key
- Full duplex SPK
- 5 flexible buttons
- Wideband Codec
- CMOS type video camera (QCIF, CIF)
- Max. 15 FPS
- 2nd hub port(10/100T)
- 802.3af PoE
- USB host 1.1



||, 3 /

- 240 x 144 LCD 9 lines
- 3 soft keys
- Navigation key
- Full duplex SPK
- 10 flexible buttons (LCD)
- 10 fixed buttons
- Wideband Codec
- Triple color LED
- Ring/MW indicator
- 2nd hub pot(10/100T)
- 802.3af PoE
- Optional Bluetooth/DSS



||, 3 '

- 240 x 56 LCD 4 lines
- 3 soft keys
- Navigation key
- Full duplex SPK
- 24 flexible buttons
- 10 fixed buttons
- Wideband Codec
- Triple color LED
- Ring/MW indicator
- 2nd hub pot(10/100T)
- 802.3af PoE
- Optional Bluetooth/DSS



||, 3 '

- 240 x 42 LCD 3 lines
- 3 soft keys
- Navigation key
- Full duplex SPK
- 12 flexible buttons
- 10 fixed buttons
- Wideband Codec
- Triple color LED
- Ring/MW indicator
- 2nd hub pot(10/100T)
- Ring/MW indicator
- Optional DSS



||, 3 '

- 148 x 80 LCD 4 line
- 3 soft keys
- 8 flexible buttons
- Triple color LED
- 2nd hub port(10/100T)
- 802.3af PoE
- Ring/MW indicator



||, 3 ' 6 6

- 48 LED flexible buttons
- Paper underlay
- Triple color LED
- External power supply
- 12 pin connector
- Max. 4 cascading



||, 3 ' 6 6

- 12 LED flexible buttons
- Paper underlay
- Triple color LED
- Power feeding from IP Phone
- 12 pin connector
- Max. 2 cascading



||, 3 / 6 6

- 12 LED flexible buttons
- LCD underlay
- Triple color LED
- Power feeding from IP Phone
- 12 pin connector
- Max. 2 cascading



||, 3 / 6 6

- 40 LED flexible buttons
- LCD underlay
- Triple color LED
- PoE or External power supply
- LAN connection



UCS, Unified communication for small and medium size business!



iPECS UCS is a PC based application, which operates in conjunction with the **iPECS Call Server**. iPECS UCS Server simply integrates all of your modes of communications into a single graphical user interface. Supporting access by up to **600 simultaneously**, iPECS UCS expands and enhances the communication services of iPECS to dramatically improve business productivity and customer responsiveness. In addition to the rich voice services available from the iPECS LIK, UCS users are provided access to a wide range of video, text and graphic collaborative and messaging services.

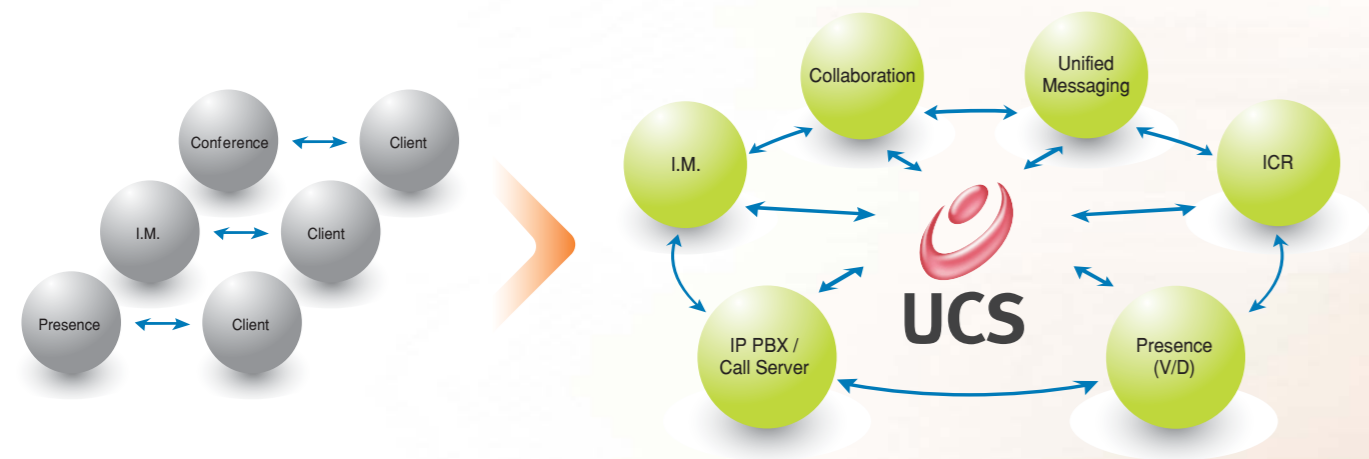
Unlike other UC solutions, iPECS UCS is designed as a Single Server Solution. All the functional mod-

ules, IM, Video Conference, Shared and Private directories, ICR, etc., are included in a single server application, improving performance, lowering costs and reducing maintenance. Additionally, traffic analysis of the various UCS functions permits the communication manager to easily analyze use of each module and adjust the environment appropriately.

Services available include 32-party voice and 6-party video **conferencing**, Business purpose **instant messaging**, **Application sharing** and Multi-party **call recording**. Comprehensive presence information, Individual Call Routing and more. Employing a simple intuitive graphical user interface, the UCS has access to both private and

shared **Schedules**. Users can easily access the central UCS **database** or company's **Active Directory via LDAP**.

Further, UCS operates and synchronizes with major personal information management applications and databases such as **Outlook, ACT!, Goldmine and Excel**. The user interface is highly flexible and can be customized to address the needs of the individual user. As an IP solution, UCS overcomes geographical limitations, allowing access to services and databases of the UCS Server while in the office or on the road. Even with the latest mobile UCS client, users can access various UC services from the smart phone.



NMS, Multi site management tool for iPECS

iPECS Network Management Solution (NMS) is a powerful tool for managing fault information, monitoring real time status, maintaining call statistics and databases of multiple iPECS appliances. iPECS NMS is a Web based application so that communication managers access NMS via Internet Explorer from any remote PC. Providing services for up to **1,000 iPECS Call Servers**, iPECS NMS employs standard SNMP (Simple Network Management Protocol) to identify and "trap" events should a problem occur.

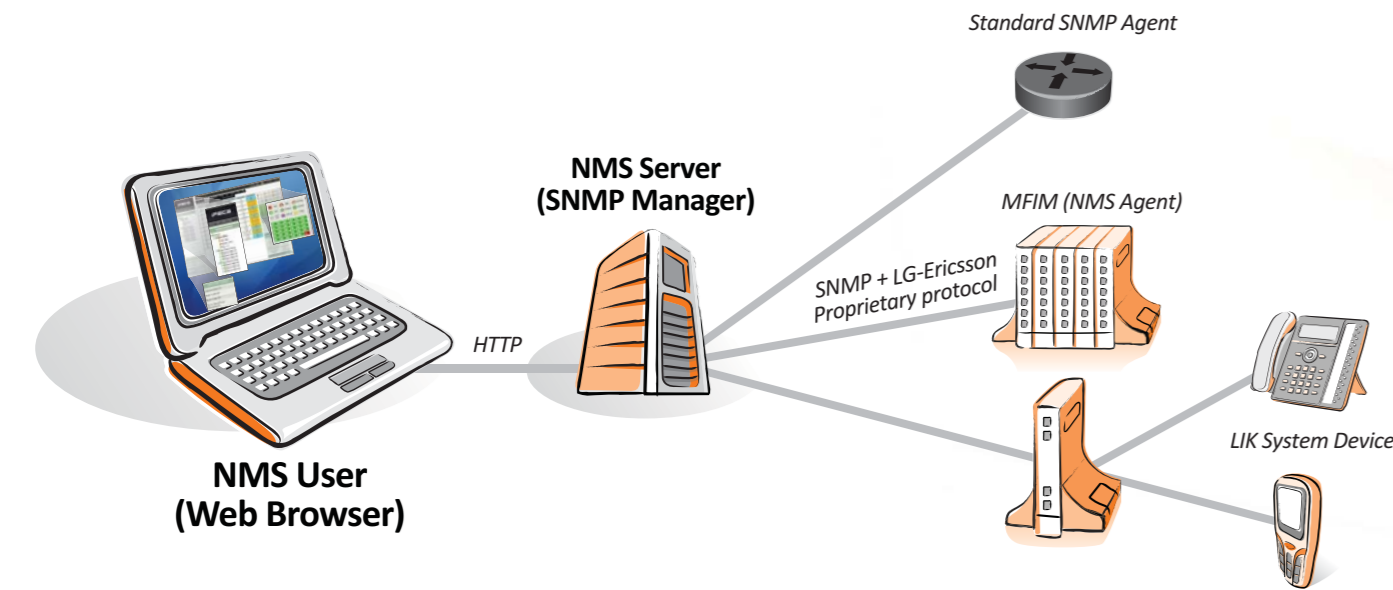
E-mail fault notification assures the network

manager is informed of predefined events and faults on a real-time basis so unusual conditions can be addressed before they become service affecting.

With iPECS NMS, communication managers can review **real-time status** of all devices and channels associated with a Call Server, with fault events highlighted for quick identification. NMS maintains a database of all Call Servers and permits **direct access to each server's Web Admin** function for remote adds, moves and changes. Instead of accessing the Web admin of each Call Server and

dealing with multiple site IDs and passwords, the manager can download or upload **multiple system databases or upgrades to software** through NMS with a few mouse clicks.

iPECS NMS monitors and stores **call traffic and SMDR statistics** from each registered server. Analysis of call (SMDR) and traffic statistics are presented in both graphical and tabular formats and to be used for resource planning of the corporation. Select stations, lines, time interval, etc. to isolate the reporting you need.



WIT-400H, Wireless IP Terminal

LG-Ericsson's Wireless LAN terminal, WIT-300HE, implements an IEEE standard **802.11b/g** wireless interface with full access to iPECS features and resources. Set-up a network of WiFi Access Points (APs) for an in-building wireless solution. Users that need to be mobile in the building or

campus roam freely. During a call, the WIT-400H locates and uses the closest AP, even changing APs while you roam for **seamless wireless communications**.

The mobile **phone-like operation** means users quickly learn operation of the WIT-400H without



needing to read lengthy user manuals. Users benefit from mobile access to all iPECS features and resources as well as WIT-400H specific features like calculator, phone book, etc. all with the gorgeous full color screen.

Major Specification

- Wireless IP Phone
- 802.11b/g compatible
- User friendly GUI with 2½" TFT color LCD
- Standby time 60hrs / Talk time 3hrs
- WEP/WPA/WPA2
- 2.5mm ear mike jack
- Web browser for public hot spot log in

UMS, Unified Messaging Solution

The **iPECS UMS** (Unified Messaging Solution) employs the latest Microsoft Telephony application development environment to combine advanced **Automated Attendant** and **Voice Mail** functions with UMS and **Desktop Call Control** to enhance voice messaging services. Voice Mail, Fax and e-mails are available from any medium; a voice message can be attached to an e-mail so the user can listen to voice messages while browsing e-mail.

The Text-to-Speech option permits automated reading of e-mails: call the Voice Mail and have e-

mails read over the telephone. Callers receive the recorded Auto Attendant message and are routed with the caller's input. Should the called party be unavailable, the caller is passed to Voice Mail where a voice message can be left. Once the message is complete, UMS notifies the user. The Desktop Call Control lets users define notification preferences as well as manage and access their voice mail box.

iPECS UMS supports up to 16 simultaneous voice paths and 4 FAX channels, and is compatible with

a range of e-mail protocols including POP3, SMTP and IMAP4 assuring the widest possible interoperability. If your e-mail supports IMAP4 protocol, messages are automatically synchronized between the UMS and e-mail servers, so you need only manage one set of messages. Like all iPECS components, UMS is simple to administer and maintain through a Web based connection and user friendly GUI.

Phontage, Desktop or PDA & Webphone



Phontage

iPECS Phontage is a **software base communication tool** using a PC or PDA to link the operation of an on-screen multi-button telephone with other communications related PC applications. All the features of the traditional iPECS multi-button phone are available to the user as well as 2 party call recording. In addition, a Phonebook database with links to the user's PIM (Personal Information Manager), provides pop-up windows for incoming caller identification. iPECS Phontage users can

employ the Phonebook to place calls as well as manage contact records. The video interface in the desk-top Deluxe version delivers video for a multi-party conference with up to 3 participants. Sharing allows multiple parties in a conference to view and manipulate files simultaneously.

While Phontage Desktop provides excellent communication features based on multi tasking PC platform, **Phontage PDA** works as a perfect mobile communicator within wireless network cov-

erage. Unlike other software based applications, users can access **iPECS Webphone** from any location via Internet Explorer. This simple Active X controlled voice application can be used for variety of business occasions.



ez-ATD, PC based Attendant Console

iPECS ez-Attendant application simplifies call handling for your Attendant. The powerful ez-Attendant capabilities and superb GUI improve efficiency of the Attendant. Attendants manage incoming **calls with a simple click** of a mouse. ez-Attendant links to local and corporate **databases (MS Outlook, Access, ACT, Goldmine)** so the answering position is able to greet callers

knowing who's calling. From a glance at the ez-Attendant Station folder window, the receptionist views the **status of users** idle, busy, etc. In addition, iPECS ez-Attendant supports any language by simply translating all text including menus to the Attendant's desired language with the **Local Language** feature.

iPECS Call Server supports up to **5 ez-**

Attendants for larger or high call-volume environments, and can be used as a **Centralized attendant** in networked environments.



Transparent connectivity for the Branch office, Home Office and Business traveler

Businesses of all sizes are more geographically dispersed with small and home offices needing to communicate as a single business. The distributed intelligent architecture is highly scalable to 600 channels in a single system and iPECS modular appliances and IP Phones deploy anywhere an IP network is available.

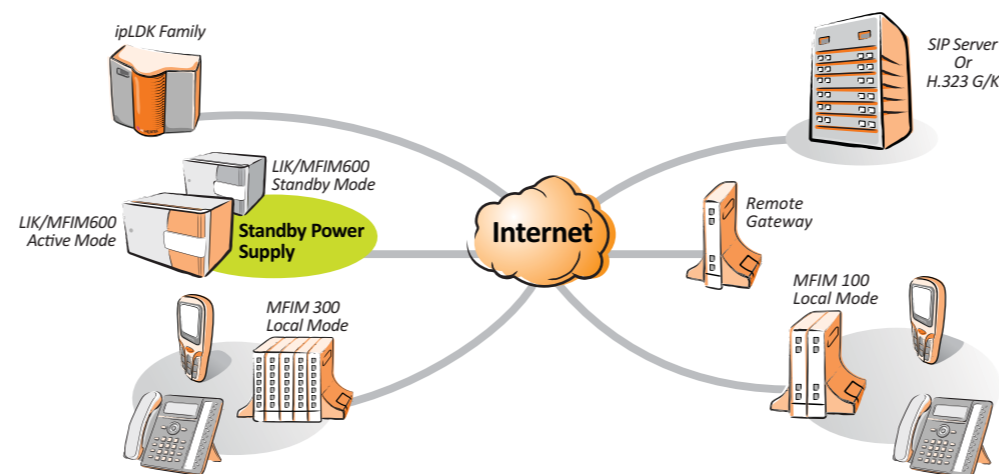
Interconnect multiple offices over the WAN in a **transparent Network** and achieve seamless communications under control of a single central Call Server. All features of the central Call Server are available to all elements of the network while you optimize your communications costs, remote gateways and automatic LCR tables provide toll by-pass. In larger environments or with existing

LG-Ericsson communication systems, **iPECS IP Networking** brings together multiple branch office systems into a seamless telephony network.

Today's small and medium size business recognizes the advantages of the Home office workers in terms of costs, performance and morale of the employees. However, without an appropriate business communication solution, remote workers end up on a communications island, unable to effectively communicate with business colleagues. With the flexible **iPECS Remote application**, users simply connect their IP Phone or soft client to a home network with internet access and the terminal is automatically registered for service with iPECS. The Remote Service Gateway Module

provides an even more complete solution for the home environment by including a local CO line and SLT interface for fax connection. Remote users are an integral part of the system and enjoy secure high quality communications with other users and resources of the server.

Your **traveling employees** need not be out-of-touch, wherever they have an IP connection with iPECS Phontage or UCS Client, they're connected to the office system to place and receive calls and messages. The iPECS Phontage and the UCS Client link business communications with other PC based scheduling and contact applications to improve productivity and responsiveness.



iPECS
Unified Communications
U Can afford

One-look management of remote branch deployments with secure survivable networking

Managing corporate communication systems can be complex and managing multiple systems can easily become a communication manager's nightmare. **iPECS Web Admin** acts to control all assigned appliances and terminals through a single admin and maintenance interface in the Call Server. Without suffering from primitive command strings, managers access all management features of iPECS via an intuitive Web GUI. The same GUI is employed for the **ADVANCED HURD** where users can quickly enter speed numbers, forward calls or activate, Individual Call Routing (ICR).

iPECS NMS addresses the multi-site communication manager needs "**Centralized Management**". NMS monitors each iPECS server using standard SNMP (Simple Network Management Protocol) to log and "trap" events, including fault history. When

automatically notified, the communication manager simply logs-in as an NMS client using a web browser. The Web based NMS client displays real-time status screens high-lighting alarm and fault events. The NMS client has access to the Web admin of each iPECS server for one-look management with call and traffic statistics screens for historical and billing use.

For those critical applications, iPECS provides **full redundancy options** for power supply, call server and remote site WAN connection failure. Include a back-up iPECS Call Server and power supply module; should the main server or power module fail, the back-up immediately takes control of the system without damaging on going conversation. You can even equip remote sites with a local iPECS server; should the WAN connection to the

main office fail, the local server takes over operation for uninterrupted communications. Equip the remote site with an optional second power module for seamless power back-up.

Security and Quality of Service (QoS) should be a major concern in any networked environment. **iPECS** implements IPSec and **SRTP**, a well known security standard for the internet, to encrypt data in the IP packets using advanced encryption techniques and tunneling to hide the real packet destination. To assure the highest QoS, iPECS components support the standard **DiffServ pre-tagging** and 802.1 p/Q VLAN technology.

Improved business productivity and quicker decision making


Collaboration is more than a hot-button, enhanced productivity, faster decision making, and improved customer care mean **improved performance for your small to mid-sized business**. iPECS UCS delivers the benefits of organizational collaboration at a price affordable to the SMB. Use iPECS UCS Client to share and review the latest budget analysis or sales brochure with all concerned parties at once. Everyone gets the same message and decision response time improves.

iPECS UCS Shared Schedules and Directories make it simple to schedule a **conference call with up to 32 voice or 6 video users**. In iPECS UCS Scheduler create a shared group schedule

with Outlook synchronization, create a conference room and password, iPECS UCS notifies participants automatically with e-mail. Or set-up a conference group identifying participants and establish your conference call with the click of your mouse.

Presence and telephony status of other iPECS UCS users eliminates communication latency. Know who's on the phone before you call. If another user is on the phone, send an Instant message instead. iPECS UCS **Instant Messaging** let's you chat securely with one or a group of colleagues. Or use SMS to send a quick note to other internal users or to external parties using fixed line PSTN SMS.

iPECS UCS Client has an **intuitive Graphical User Interface** with easy access to the always available Call Assistance to place calls and receive notification of new calls through call pop-ups with detailed caller information. UCS Client has access to all iPECS features and unique capabilities such as peer-to-peer and **multi-party conference call recording** and voice file management. Record that important client call and assure you can pass the message accurately to all concerned parties.



Mobility, a tool for the Competitive Edge

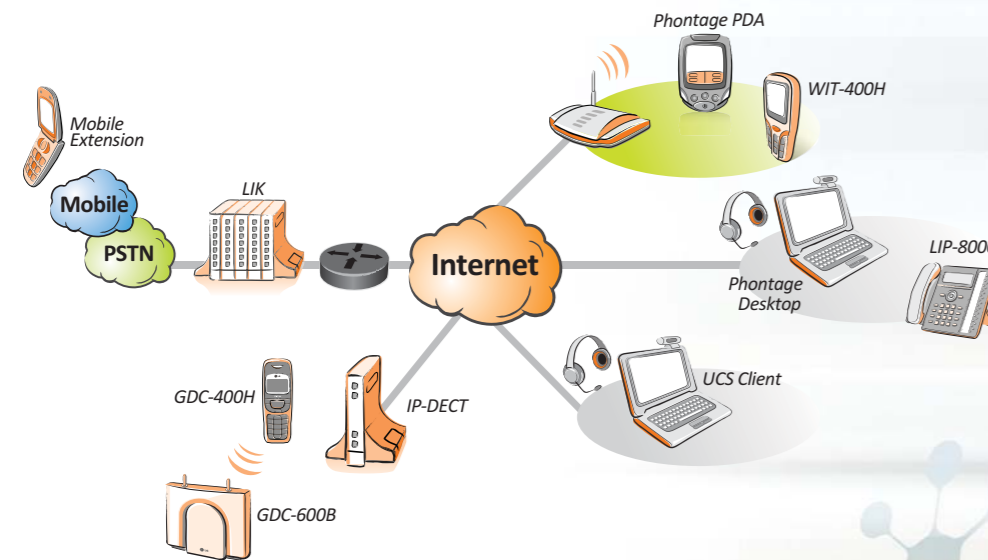
Mobility can be a critical need for the competitive business. iPECS offers an array of solutions from wide-area mobile phone integration to in-building mobility with WiFi or IP-DECT to address your mobility requirements. With **iPECS Mobile Extension** service, callers only need to remember one number. No matter where you are, iPECS routes the call to your office extension and registered mobile phone at the same time. You can also make calls from your mobile phone using iPECS resources and features available at your office extension. Major call features are supported from the mobile including Call transfer, Recall, Hunt calls, etc.

If you need to roam throughout your facility or campus and maintain communications, iPECS

offers both Wireless LAN and DECT technologies. Using a network of WiFi standard Access points, the iPECS wireless LAN phone, WIT-300HE, has access to the full compliment of iPECS functionality while on the move. As you move, the **WIT-400H** automatically locates the most appropriate AP in the network to maintain a call. The iPECS **IP-DECT** in-building mobility solution is built on LG-Ericsson's DECT base station (GDC-600B). Base stations connect to the exclusive iPECS wireless management interface to create coverage zones. Within these zones, users of the highly functional GDC-400H wireless DECT handset gain access to iPECS features and resources without having capacity limitation other than system maximum capacity. With seamless handover, during a

call, users roam freely through-out the DECT coverage zone and the Call Server automatically maintains the connection while the handset moves from base station to base station. Because both DECT-400H and WIT-400H employ mobile phone-like operation and simple GUI, users will quickly enjoy the many benefits of either of these solutions.

Your traveling employees are always out-of-touch with the office. Phontage and UCS Client let the **road warrior** transparently access iPECS anywhere there is an internet connection. Call others in the office, place and receive outside calls just like while in the office. And, use the conference and collaboration capabilities of the UCS Client to enhance productivity while on the road.



Advanced feature support improves customer care

From basic direct call routing to advanced Caller ID based routing, iPECS handles your important customer calls quickly and efficiently. Programmable hunt groups let you define how best to handle customer calls. **Ring multiple phones** at one time in a Ring group or set-up a basic Call Center using ACD.

Assign an **ACD Supervisor** to monitor the real-time status of the group from their iPECS phone display, act to oversee and assist group agents and activate alternative routing during high volume call periods. Agents login from any available phone. **ACD statistics** report basic group and agent performance on-demand or at regular intervals. Applying **Caller Controlled Routing**, callers

can route through a multi-level menu of recorded announcements to refine the call routing. The advanced call routing algorithms even allow you to route incoming calls based on the Caller ID.

Use Caller ID routing to further separate incoming calls. Calls from that large account can be sent to the account team or route calls based on regional origin, language or time-of-day.

Once the call is answered, users can **easily process** the call ; place the call on hold, transfer the call or even set-up a conference call with a press of a button. Users no longer need to worry about losing the call with the simple call handling operation of iPECS terminals.

With advanced features such as **Station ICR**, you define how to manage your incoming calls. Define call routing scenarios to forward calls using time, date, day of week, even caller id to specific destinations all through the iPECS Web Station Program User portal. Incoming calls are compared to the scenarios and the call is routed based on the highest priority matching scenario.

Enhanced Business Suites through Open Telephony Interfaces

Your business system needs open interfaces to support applications designed for your business processes and communications. iPECS supports standard **SMDR**, **traffic reports** and **iPECS AIM**

(Application Integration Messaging). iPECS AIM includes support for the Microsoft standard telephony application interface, TAPI 2.1, and adds support for 3rd party applications to control proprietary

messaging. With proprietary messaging 3rd party developers can enhance functionality and interaction between their external application and iPECS.

LG-Ericsson Application Partners



Optimus aims directly to the SMB market in concert with the LG-Ericsson IPB line
: Advanced Call Center solution designed specifically for the award-winning LG-Ericsson PBXs

Aspire... www.aspirecct.com



Modular type full business solution suite
: CyDesk, CyConsole, CyCall, CyQ, CyReport, CyRecord, CyLive

Cytrack... www.cytrack.co.au



Unique solution offerings for small & medium sized business
: CTI Server, CONNECT2, faxserver, Skypetophone

Empixevolve... www.empixevolve.com



CTI software for LG-Ericsson iPECS IP telephone system
: Officeoperator, PhoneMonitor, TAPI Client, MobileLink, Basic & Extended Calendar Package

Miralix... www.miralix.com

| DESCRIPTION | CAPACITY | | | | |
|---------------------|-----------------|-----------------|-----------------|-----------------|-----------------|
| | MFIM50A | MFIM50B | MFIM100 | MFIM300 | MFIM600 |
| Max Channel No. | 50 | 50 | 100 | 300 | 600 |
| Max Trunk Channel | 42 | 42 | 42 | 200 | 400 |
| Max Station Channel | 50 | 50 | 70 | 300 | 600 |
| Built in Trunk | 4 CO | 2BRI + 2BRI* | - | - | - |
| Built in SLT | 2 | 2 | - | - | - |
| Built in VoIP ch. | 4(8**) | 4(8**) | 6 | 6 | - |
| Built in VM ch. | 6 | 6 | 6 | 6 | - |
| VM recording time | 270min. | 270min. | 200min. | 240min. | - |
| PFTU | 1 port | - | - | 4 ports | 4 ports |
| BGM | 1 Int. + 1 ext. | 1 Int. + 1 ext. | 1 Int. + 2 ext. | 1 Int. + 2 ext. | 1 Int. + 2 ext. |
| Local Survivability | Yes | Yes | Yes | Yes | Yes |
| System Redundancy | No | No | Yes | Yes | Yes |

*License code required for channel activation

**No of available channels using G.711

| ITEM | HEIGHT (mm/in) | WIDTH (mm/in) | DEPTH (mm/in) | WEIGHT (kg/lbs) |
|------------------------|----------------|---------------|---------------|-----------------|
| Gateway Module | 230/9.1. | 38.8/1.5. | 194.5/7.7 | 1.5/3.3 |
| Main Cabinet, Enhanced | 265.6/10.5 | 440/17.3 | 318.2/12.5 | 7.78/17.2 |
| PSU | 230/9.1 | 38.3/1.5 | 179.4/7.1 | 1.4/3.1 |
| 1U RMB | 38.3/1.5 | 482.6/19 | 183.27.2 | 2/4.4 |
| DHLD *1 | 146/5.7 | 111.5/4.4*1 | 128/5 | 0.4/0.9 |
| WHLD | 280/11.0 | 60/2.4 | 188.3/7.4 | 0.2/0.4 |
| LIP-Phones | 235/9.3 | 206/8.1 | 129/5.1 | 1.0/2.23 |
| LIP-DSS | 97/3.8 | 206/8.1 | 127/5 | 0.35/0.77 |

| ITEM | VSF | VMIM |
|-------------|---------------------------------|--------------------------|
| Description | MFIM50/100/300 built in | Optional G/W |
| No. Channel | 6 channels | 8 channels |
| Codec type | G.711 | G.711 / G.723.1 / G.729a |
| Memory size | 96MB(MFIM50/100) 112MB(MFIM300) | 256MB |

| | UCS Client | Phontage |
|---------------------|--------------------------|--------------------------|
| System requirements | Pentium IV 2.3 GHz | Pentium IV 1GHz |
| | 512MB RAM | 256MB RAM |
| | 200MB Free HDD | 200MB Free HDD |
| | Window XP/2000 or later | Window XP/2003/2000 |
| | Full duplex sound card | Full duplex sound card |
| | Optimized for 1024 x 768 | Optimized for 1024 x 768 |